

#### ABBREVIATIONS

EA: Exhaust Air to outside  
 OA: Outside Air intake  
 RA: Room Air to be exhausted  
 FA: Fresh Air to inside  
 BP: Bypass Air Intake

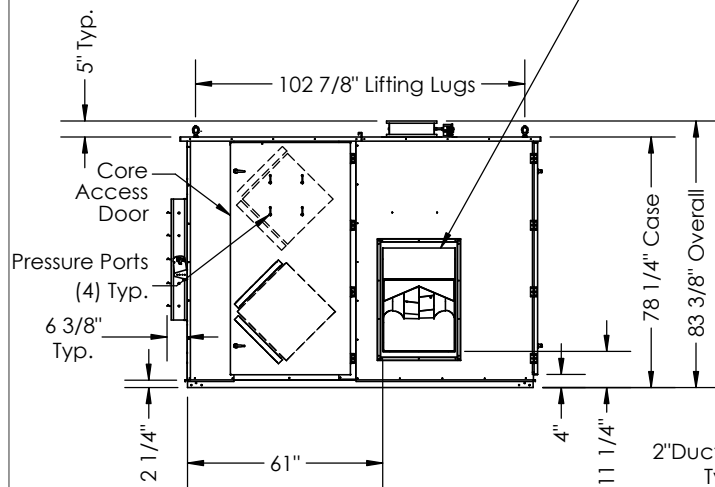
#### INSTALLATION ORIENTATION

Unit must be installed in orientation shown.

#### NOTE

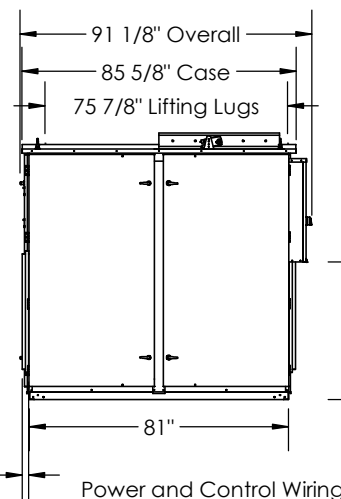
1. UNLESS OTHERWISE SPECIFIED, DIMENSIONS ARE ROUNDED TO THE NEAREST EIGHTH OF AN INCH.
2. SPECIFICATIONS MAY BE SUBJECT TO CHANGE WITHOUT NOTICE.
3. DAMPER SWINGS IN DIRECTION OF AIRFLOW. MIN. DUCT CLEARANCE FROM DAMPER BLADE WHEN FULLY OPENED TO BE 2". SMACNA RULES APPLY.
4. UNITS WITH BYPASS WILL REQUIRE ADDITIONAL SPACE FOR THE CONNECTION OF THE BYPASS DUCT (BY OTHERS).
5. FOR INSTALLATION DETAILS, REFER TO I&O MANUAL SUPPLEMENT FOR BYPASS.

FA Blower Outlet is 22 5/8" x 32 3/8". Blower can be flipped in opening. 24"X36" Duct Receiving Flange is also supplied. Field install only in location shown.



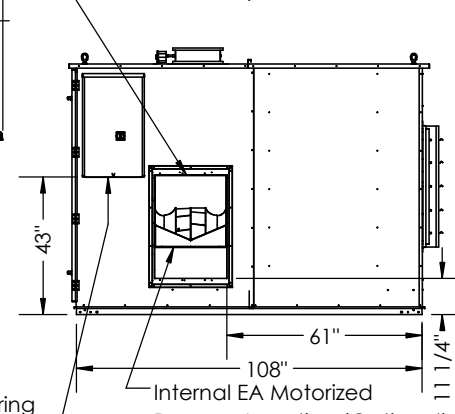
LEFT VIEW

TOP VIEW

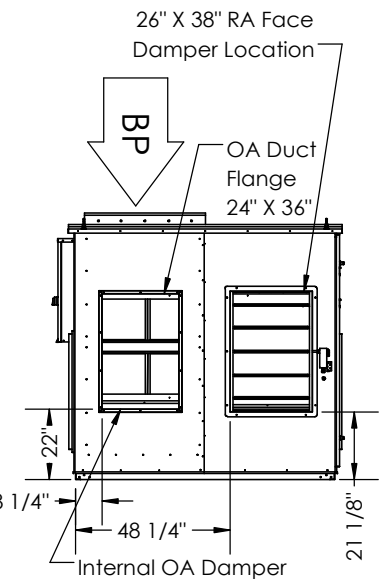


FRONT VIEW

INDOOR UNITS: EA BLOWER Outlet is 22 5/8" x 32 3/8". Blower can be flipped in opening. 24"X36" Duct Receiving Flange is also supplied. Field install only in location shown.



RIGHT VIEW



BACK VIEW